

HON

VOLT®
Seating



ACCOMPLISH MORE. RELAX MORE. SPEND LESS.

With a wide range of adjustments for personal comfort, distinctive styling, and a complete family of task seating that works wherever you do, Volt is an affordable solution that offers more for less. The stylish V-shaped back design is paired with a choice of fabric, leather or breathable mesh, allowing users to achieve any desired aesthetic. The personalized controls and generously proportioned seat and back deliver greater comfort, and are designed support to a wider variety of users. Volt delivers the look you desire, the comfort you demand, and the quality you expect. All at an unexpected price.

VOLT 5700 SERIES



H5701 TASK CHAIR | CENTER-TILT
1|2|3|5|6|7



H5703 TASK CHAIR | SYNCHRO-TILT
1|2|4|5|6|7



H5705 TASK STOOL
1|2|7|8

VOLT MESH SERIES



H5711 MESH BACK TASK CHAIR
CENTER-TILT
1|2|3|5|6|7



H5713 MESH BACK TASK CHAIR
SYNCHRO-TILT
1|2|4|5|6|7



H5715 MESH BACK TASK STOOL
1|2|7|8

VOLT 5720 SERIES*



H5721 TASK CHAIR | CENTER-TILT
1|2|3|5|6|7



H5723 TASK CHAIR | SYNCHRO-TILT
1|2|4|5|6|7




H5725 TASK STOOL
1|2|7|8


*Available in hundreds of HON fabrics.

UPHOLSTERED OPTIONS


Customize Volt with an optional breathable mesh back for all-day comfort. The 5700 Series features four high-quality fabrics, including upscale Black leather. The 5720 Series is available in an array of versatile textiles, from vibrant primaries to sophisticated neutrals.



MESH



UPHOLSTERED



LEATHER

COMFORT AT YOUR FINGERTIPS

- 1. Pneumatic lift.** Allows the user to easily move the seat up and down to reduce pressure on the legs and improve circulation.
- 2. 360-swivel.** Provides freedom of movement in any direction, and promotes adjustment and comfort throughout the day.
- 3. Center-tilt.** Reclines the chair from a point at the center of the seat, allowing the user to comfortably recline.
- 4. Synchro-tilt.** Reclines the back at a higher ratio than the seat, encouraging proper back alignment and increased circulation for greater comfort.
- 5. Tilt tension.** Adjusts the resistance when reclining to accommodate individual's weight and work styles.
- 6. Tilt lock.** Locks the chair in an upright position for constant back support when not reclining.
- 7. Optional height-adjustable arms.** Easily move the arms up and down to reduce stress on neck and shoulders.
- 8. Extended height/Adjustable footring.** Provides access to standing-height workstations and high tables, and footring supports the feet and lower body.