

## Wist Business Supplies & Equipment

[WIST.COM](http://WIST.COM)













PHONE 480.921.2900 • TOLL FREE 800.999.WIST • TUCSON 520.352.2656







## HON Demo Seating










All prices are Grade 1.


A Wist driver will pick up chairs in 3 days.



\* Fabric, mesh, finish and/or arms shown doesn't match SKU \*



Picture	Name	Chair # - (T) Tucson
	Part #	List
	Functions	Price
	<b>151 High Back Executive</b>	<b>67 (T); 68</b>
	HVL151.SB11	List \$574.00
	A,E,F,K,L,T	Wist \$344.40
	<b>Cipher Guest</b>	138
	HCFRG.F.H.IF.SCFSMZE55.TC09.STX.P8Z	List \$1,042.00
	N/A	Wist \$625.20
	<b>Cipher Task</b>	142
	HCFR.T.STC.H.ST.IF.DAPR07.TC09.AL.AT.SB.STX	List \$1,111.00
	A,E,J,L,P	Wist \$666.60
	<b>Cofi Executive Height</b>	133
	HCFEU.Y2.STC.F.S.WP62.QLTTC00.SB	List \$1,316.00
	A,D,E,J,L,A-D	Wist \$789.60
	<b>Cofi Managerial Height</b>	132
	HCFMUMF.Y2.STC.N.S.WP62.CHSTC00.WP86.TC02.SB	List \$1,187.00
	A,D,E,J,L,A-D	Wist \$712.20
	<b>Convergence Mid-Back Mesh Task</b>	140
	HCT1MM.Y1.A.H.M.DAPR16.AL.SB.T	List \$587.00
	A,D,E,J,K,L,W	Wist \$352.20
	<b>Endorse Big &amp; Tall Work Mid-Back Mesh Back</b>	125
	HLWMBT.Y4.F.A.IM.RUSH18.SB.HR	List \$2,112.00
	A,D,E,J,L,W,A-D <b>RATED AT 450 LBS</b>	Wist \$1267.20
	<b>Endorse Work Mid-Back Mesh Back</b>	65
	HLWM.Y2.A.H.IF.PNS004.SB.N	List \$1,343.00
	A,E,J,K,L,W	Wist \$805.80
	<b>Ignition Task</b>	51
	HIWM2.A.H.M.RO62.T.SB *	List \$1,286.00
	A,B,D,E,J,L,A-D	Wist \$771.60
	<b>Ignition Work Mid-Back</b>	84
	HIWM2.A.H.M.MOG97.T.SB *	List \$1,157.00
	A,B,D,E,J,L,A-D	Wist \$694.20
	<b>Ignition Mid-Back Mesh</b>	116
	HIWM3.A.H.M.CU10.T.SB	List \$1,171.00
	A,B,D,E,L,A-D,A-E	Wist \$702.60
	<b>Ignition 2.0 Knock Down Mid-Back Mesh Task</b>	103
	HIWMMKD.Y2.A.H.IF.CU10.AL.SB.T *	List \$880.00
	A,D,E,J,K,L,W	Wist \$528.00

Picture	Name	Chair # - (T) Tucson
	Part #	List
	Functions	Price
	<b>601 Leather Mid-Back</b>	3
	HVL601.SB11	List \$457.00
	A,E,F,K,L,T	Wist \$274.20
	<b>Cipher Task</b>	137
	HCFR.T.STC.V.S.IT.SMHMLT10.TC09.AL.AT.SB.STX	List \$1,251.00
	A,E,J,L,P	Wist \$750.60
	<b>Cliq Task</b>	134
	HCLQT.W0.CC1.F.S.IM.SMHMSPY09.NL.SB.DW *	List \$915.00
	A,E,J,L,P	Wist \$549.00
	<b>Cofi Executive Height</b>	131
	HCFEU.Y0.STC.F.H.UR19.CHSTC00.SB	List \$1,136.00
	A,E,J,K,L	Wist \$681.60
	<b>Convergence Mid-Back Mesh Task</b>	122
	HCT1MM.Y1.H.H.M.SMHMLD34.AL.SB.T *	List \$601.00
	A,D,E,J,K,L,W	Wist \$360.60
	<b>Endorse Work Mid-Back Mesh Back</b>	64
	HLWM.W5.A.H.IF.RI90.SB.N *	List \$1,316.00
	A,E,J,K,L,W	Wist \$789.60
	<b>Endorse Work Mid-Back Mesh Back</b>	128
	HLWM.Y2.A.H.IF.APX08.SB.N	List \$1,316.00
	A,E,J,K,L,W	Wist \$789.60
	<b>Flexion Mesh Back</b>	143
	HFXT1.F0.STC.A.SS.IF.LIVI05.NL.SB.ST	List \$1,030.00
	N/A	Wist \$618.00
	<b>Ignition Mid-Back Work</b>	121
	HIWM3.A.H.M.HAML05.T.SB	List \$1,171.00
	A,B,D,E,L,A-D,A-E	Wist \$702.60
	<b>Ignition Multi-Purpose Stack</b>	27
	HISB6.F.E.IM.NT90.T *	List \$609.00
	N/A	Wist \$365.40
	<b>Ignition 2.0 Big &amp; Tall</b>	136
	HIWMBT.Y4.V.A.IM.CU10.BL.SB.T.N	List \$1,391.00
	A,E,J,K,L,B-A <b>RATED AT 450 LBS</b>	Wist \$834.60
	<b>Ignition 2.0 Knock Down Mid-Back Mesh Task</b>	130
	HIWMMKD.Y2.A.H.IM.CU10.AL.SB.T *	List \$880.00
	A,D,E,J,K,L,W	Wist \$528.00

Picture	Name	Chair # - (T) Tucson
	Part #	List
	Functions	Price
	Ignition 2.0 Low Back Mesh Back Task HITLM.Y2.A.H.IF.CU97.AL.SB.T * A,D,E,J,K,L,W	101 List \$857.00 Wist \$514.20
	Ignition 2.0 Low Back Stool HITSM.S1.A.H.IT.OP72.BL.SB.T A,D,E,J,K,L	145 List \$939.00 Wist \$563.40
	Ignition 2.0 Mid-Back ReActiv Back HIWMRA.Y2.A.TS.DWR.SMHMACL26.DW.SB.DWX A,D,E,J,L,A-D	147 List \$1,226.00 Wist \$735.60
	Ignition 2.0 Mid-Back Ilira HIWMM.Y2.A.H.IC.BLME08.AL.SB.TI * A,D,E,J,K,L	123 List \$986.00 Wist \$591.60
	Ignition 2.0 Mid-Back ReActiv Back HIWMRA.Y1.A.H.TI.SPNN02.AL.SB.T A,D,E,J,K,L	119 List \$933.00 Wist \$559.80
	Motivate 4 Leg Chair, 2/EA HMG1.N.E.CP.PLAT N/A	41 List \$745.00 Wist \$447.00
	Nucleus Recharged Guest HNR6.F.H.IC.982-67.TI.P8V * N/A; Back includes pivot for added comfort	139 List \$922.00 Wist \$553.20
	Nucleus Recharged Task HNR1.Y2.STC.V.TS.IF.1026-53.RE.SB.TI * A,D,E,J,L,A-D	135 List \$1,475.00 Wist \$885.00
	Pillow Soft 2090 Series H2092.H.SR11.T A,E,F,K,L <b>RATED AT 300 LBS</b>	36 List \$1,127.00 Wist \$676.20
	Sadie 121 Mid-Back HVST121 * A,B,E,F,L,O,Q	105 List \$596.00 Wist \$357.60
	Solve Mid-Back Mesh HSLVTMM.Y2.A.H.IM.PNS011.BL.SB.T * A,D,E,J,K,L,Q,R,W	80 List \$857.00 Wist \$514.20
	Solve Mid-Back Mesh HSLVTMM.Y1.A.H.IC.BLME07.TL.SB.TI A,D,E,J,K,L	127 List \$847.00 Wist \$508.20

Picture	Name	Chair # - (T) Tucson
	Part #	List
	Functions	Price
	Ignition 2.0 Mid-Back Mesh Back Task HIWMM.Y2.A.H.IC.SED11.AL.SB.TI * A,D,E,J,L,A-D	100 List \$959.00 Wist \$575.40
	Ignition 2.0 Mesh Back & Seat HIWMMS.Y1.A.H.IM.IMS.BL.SB.T.N A,D,E,J,K,L	146 List \$993.00 Wist \$595.80
	Ignition 2.0 Mid-Back Upholstered HIWMUL.Y3.A.H.KAI13.AL.SB.T A,D,E,J,L,A-E	144 List \$1,036.00 Wist \$621.60
	Ignition 2.0 Mid-Back ReActiv Back HIWMRA.Y2.A.H.OS.DOT35.AL.SB.T A,D,E,J,L,A-D	118 List \$982.00 Wist \$589.20
	Motivate Café Stool HMG5.F.E.LM.PLAT N/A	42 List \$584.00 Wist \$350.40
	Motivate Nest/Stack Flexback HMN2.F.H.PB.ON.NR96.PLAT Nesting	40 List \$841.00 Wist \$504.60
	Nucleus Recharged Task HNR1.Y2.STC.A.TS.IC.SX49.KT.SB.TI A,D,E,J,L,A-D	141 List \$1,175.00 Wist \$705.00
	Olson Stacker 4040 Series, 4/EA H4041.LA.Y N/A	34 List \$1,017.00 Wist \$610.20
	Prominent 532 High Back Mesh HVL532.SB11 A,B,D,E,F,L,O,S	117 List \$742.00 Wist \$445.20
	Solve White Frame Mesh Back HSLVTMMS.Y1.ADW.H.IF.DOT63.BY.SB.DW A,D,E,J,K,L	124 List \$847.00 Wist \$508.20
	Solve Mid-Back Mesh HSLVTMM.Y2.A.H.IH.NR20.NL.SB.T * A,D,E,J,K,L	108 List \$810.00 Wist \$486.00
	Solve Work Mid-Back ReActive Back HSLVTMR.Y0.A.H.TI.MOG97.BL.SB.T * A,E,J,K,L	87 List \$821.00 Wist \$492.60

Picture	Name	Chair # - (T) Tucson
	Part #	List
	Functions	Price
	Volt 5700 Series Task (adj ht arms option available)	33
	H5701.GA10.T	List \$385.00
	A,E,F,K,L	Wist \$231.00
	Wave 705 Big & Tall Mesh Back Work	1
	HVL705.VM10	List \$1,197.00
	A,E,H,K,L,S <b>RATED AT 450 LBS</b>	Wist \$718.20

Picture	Name	Chair # - (T) Tucson
	Part #	List
	Functions	Price
	Volt Mesh Back (demo has arms attached)	17
	H5711.GA10.T	List \$531.00
	A,E,F,K,L	Wist \$318.60
	Wave 712 Mid-Back Mesh Back Task	97 (T); 98
	HVL712.MM10	List \$689.00
	A,E,J,K,L,Q	Wist \$413.40

- A Pneumatic seat height adjustment**  
Regulates height of chair relative to floor.
- B Back height adjustment**  
Positions lumbar support within a fixed range.
- C Seat depth adjustment**  
Positions chair back relative to seat
- D Seat glide mechanism**  
Seat cushion travels forward and back, then locks into position.
- E 360° swivel**
- F Tilt**  
Pivot point located directly above center of chair base.
- H Knee tilt**  
Pivot point located near front edge of chair. Allows user to keep feet flat on floor while chair reclines.
- J Synchro-tilt**  
Back reclines at a 2-to-1 ratio to seat angle. Pivot point located near front edge of chair.

**HON DEMO SEATING**  
Adjustment Function Key

- K Tilt tension**  
Controls rate and ease of recline.
- L Tilt lock**  
Locks out tilt function when chair is in upright position.
- O Asynchronous control**  
High-performance system with 3 levers to modify: angle of back relative to seat; tilt (free float or infinite locking); forward tilt.
- P Weight-activated synchro-tilt**  
Back reclines at a 2 to 1 ratio to seat angle. Tilt tension automatically adjusts to user's body weight as user reclines.
- Q Adjustable height**  
Provide improved upper-torso support. Can be adjusted periodically to relieve strain and provide variety.
- R Adjustable width arms (patented)**  
Quick-adjust design places arms close to body for keyboarding, or out to sides for ease of entry.

- S Height and width adjustable arms**  
Controls both height and width of arms for optimum comfort.
- T Loop arms**  
Largely specified for aesthetics. Frequently used in management settings.
- W Integral lumbar support**  
Easily adjusts to enhance comfort.
- A-C Synchronized tilt**  
Back reclines at a 2.5-to-1 ratio to seat angle. Variable lock.
- A-D Slide tilt tension**  
Controls rate and ease of recline. Conveniently located on the right side.
- A-E Synchro-tilt w/back angle**  
Back reclines at a 2-to-1 ratio to seat angle. Back angle adjusts independently of seat & can be locked in a fixed range.
- B-A All-adjustable arms**  
Arms adjust in height, width and depth.