

Wist Business Supplies & Equipment

WIST.COM







PHONE 480.921.2900 • TOLL FREE 800.999.WIST • TUCSON 520.352.2656

HON Demo Seating












All prices are Grade 1.




A Wist driver will pick up chairs in 3 days.




* Fabric, finish and/or arms shown doesn't match SKU *




Picture	Name	Chair # - (T) Tucson
	Part #	List
	Functions	Price
	151 High Back Executive	67 (T); 68
	HVL151.SB11	List \$525.00
	A,E,F,K,L,T	Wist \$315.00
	Ceres Work	86
	HCW1.ABLCK.H.IM.MOG97.SB.T	List \$2,081.00
	A,D,E,A-C,A-D,B-A	Wist \$1,248.60
	Cofi Executive Height	133
	HCFEU.Y2.STC.F.S.WP62.QLTTC00.SB	List \$1,206.00
	A,D,E,J,L,A-D	Wist \$723.60
	Cofi Managerial Height	132
	HCFMUMF.Y2.STC.N.S.WP62.CHSTC00.WP86.TC02.SB	List \$1,067.00
	A,D,E,J,L,A-D	Wist \$640.20
	Endorse Big & Tall Work Mid-Back Mesh Back	125
	HLWMBT.Y4.F.A.IM.RUSH18.SB.HR	List \$1,852.00
	A,D,E,J,L,W,A-D RATED AT 450 LBS	\$1,111.20
	Endorse Work Mid-Back Mesh Back	65
	HLWM.Y2.A.H.IF.PNS004.SB.N	List \$1,181.00
	A,E,J,K,L,W	Wist \$708.60
	Ignition Big & Tall	7
	HIWM8.A.A.U.RO62.T.SB	List \$1,708.00
	A,E,F,K,L RATED AT 450 LBS	Wist \$1,024.80
	Ignition Mid-Back Work	129
	HIWM3.A.H.U.CU10.T.SB	List \$1,054.00
	A,B,D,E,L,A-D,A-E	Wist \$632.40
	Ignition Task	51
	HIWM2.A.H.M.RO62.T.SB *	List \$994.00
	A,B,D,E,J,L,A-D	Wist \$596.40
	Ignition Task Stool	12
	HITS5.A.H.M.RO62.T.SB	List \$968.00
	A,B,E	Wist \$580.80

Picture	Name	Chair # - (T) Tucson
	Part #	List
	Functions	Price
	601 Leather Mid-Back	3
	HVL601.SB11	List \$417.00
	A,E,F,K,L,T	Wist \$250.20
	Cliq Task	134
	HCLQT.W0.CC1.F.S.IM.SMHMSPY09.NL.SB.DW	List \$836.00
	A,E,J,L,P	Wist \$501.60
	Cofi Executive Height	131
	HCFEU.Y0.STC.F.H.UR19.CHSTC00.SB	List \$1,041.00
	A,E,J,K,L	Wist \$624.60
	Convergence Mid-Back Mesh Task	122
	HCT1MM.Y1.H.H.M.SMHMMLD34.AL.SB.T	List \$511.00
	A,E,K,L,W	Wist \$306.60
	Endorse Work Mid-Back Mesh Back	64
	HLWM.W5.A.H.IF.RI90.SB.N	List \$1,242.00
	A,E,J,K,L,W	Wist \$745.20
	Endorse Work Mid-Back Mesh Back	128
	HLWM.Y2.A.H.IF.APX08.SB.N	List \$1,157.00
	A,E,J,K,L,W	Wist \$694.20
	Ignition Mid-Back Mesh	116
	HIWM3.A.H.M.CU10.T.SB	List \$1,054.00
	A,B,D,E,L,A-D,A-E	Wist \$632.40
	Ignition Mid-Back Work	121
	HIWM3.A.H.M.HAML05.T.SB	List \$1,054.00
	A,B,D,E,L,A-D,A-E	Wist \$632.40
	Ignition Multi-Purpose Stack	27
	HISB6.F.E.IM.NT90.T *	List \$557.00
	N/A	Wist \$334.20
	Ignition Work Mid-Back	84
	HIWM2.A.H.M.MOG97.T.SB	List \$994.00
	A,B,D,E,J,L,A-D	Wist \$596.40

Picture	Name	Chair # - (T) Tucson
	Part #	List
	Functions	Price
	Ignition 2.0 Knock Down Mid-Back Mesh Task	103
	HIWMMKD.Y2.A.H.IF.CU10.AL.SB.T *	List \$802.00
	A,D,E,J,K,L,W	Wist \$481.20
	Ignition 2.0 Low Back Mesh Back Task	101
	HITLM.Y2.A.H.IF.CU97.AL.SB.T *	List \$784.00
	A,D,E,J,K,L,W	Wist \$470.40
	Ignition 2.0 Mid-Back Ilira	123
	HIWMM.Y2.A.H.IC.BLME08.AL.SB.TI *	List \$901.00
	A,D,E,J,K,L	Wist \$540.60
	Ignition 2.0 Mid-Back ReActiv Back	119
	HIWMRA.Y1.A.H.TI.SPNN02.AL.SB.T	List \$856.00
	A,D,E,J,K,L	Wist \$513.60
	Motivate 4 Leg Chair, 2/EA	41
	HMG1.N.E.CP.PLAT	List \$682.00
	N/A	Wist \$409.20
	Nucleus Multi-Purpose Mesh Back Chair	55
	HN6.N.H.IM.CU10.T1 *	List \$733.00
	N/A	Wist \$439.80
	Nucleus Recharged Task	135
	HNR1.Y2.STC.V.TS.IF.1026-53.RE.SB.TI *	List \$1,317.00
	A,D,E,J,L,A-D	Wist \$790.20
	Pillow Soft 2090 Series	36
	H2092.H.SR11.T	List \$985.00
	A,E,F,K,L RATED AT 300 LBS	Wist \$591.00
	Sadie 121 Mid-Back	105
	HVST121 *	List \$545.00
	A,B,E,F,L,O,Q	Wist \$327.00
	Sadie 341 Big & Tall Executive	113
	HVST341	List \$728.00
	A,E,F,K,L,T RATED AT 400 LBS	Wist \$436.80
	Solve Mid-Back Mesh	80
	HSLVTMM.Y2.A.H.IM.PNS011.BL.SB.T *	List \$773.00
	A,D,E,J,K,L,Q,R,W	Wist \$463.80

Picture	Name	Chair # - (T) Tucson
	Part #	List
	Functions	Price
	Ignition 2.0 Knock Down Mid-Back Mesh Task	130
	HIWMMKD.Y2.A.H.IM.CU10.AL.SB.T *	List \$802.00
	A,D,E,J,K,L,W	Wist \$481.20
	Ignition 2.0 Mid-Back Mesh Back Task	100
	HIWMM.Y2.A.H.IC.SED11.AL.SB.TI *	List \$901.00
	A,D,E,J,K,L,W	Wist \$540.60
	Ignition 2.0 Mid-Back ReActiv Back	118
	HIWMRA.Y2.A.H.OS.DOT35.AL.SB.T	List \$901.00
	A,D,E,J,L,A-D	Wist \$540.60
	Motivate Café Stool	42
	HMG5.F.E.LM.PLAT	List \$533.00
	N/A	Wist \$319.80
	Motivate Nest/Stack Flexback	40
	HMN2.F.H.PB.ON.NR96.PLAT	List \$769.00
	Nesting	Wist \$461.40
	Nucleus Mid-Back Work	120
	HN1.P.H.IH.DAPR40.SB.T	List \$1,371.00
	A,D,E,J,L,A-C,A-D RATED AT 300 LBS	Wist \$822.60
	Olson Stacker 4040 Series, 4/EA	34
	H4041.LA.Y	List \$931.00
	N/A	Wist \$558.60
	Prominent 532 High Back Mesh	117
	HVL532.SB11	List \$678.00
	A,B,D,E,F,L,O,S	Wist \$406.80
	Sadie 331 High Back Executive	106
	HVST331 *	List \$514.00
	A,B,E,F,L,O,Q	Wist \$308.40
	Solve White Frame Mesh Back	124
	HSLVTMMS.Y1.ADW.H.IF.DOT63.BY.SB.DW	List \$763.00
	A,D,E,J,K,L	Wist \$457.80
	Solve Mid-Back Mesh	108
	HSLVTMM.Y2.A.H.IH.NR20.NL.SB.T *	List \$731.00
	A,D,E,J,K,L	Wist \$438.60

Picture	Name	Chair # - (T) Tucson
	Part #	List
	Functions	Price
	Solve Mid-Back Mesh	127
	HSLVTMM.Y1.A.H.IC.BLME07.TL.SB.TI	List \$763.00
	A,D,E,J,K,L	Wist \$457.80
	Volt 5700 Series Task (adj ht arms option available)	33
	H5701.GA10.T	List \$351.00
	A,E,F,K,L	Wist \$210.60
	Wave 705 Big & Tall Mesh Back Work	1
	HVL705.VM10	List \$1,096.00
	A,E,H,K,L,S RATED AT 450 LBS	Wist \$657.60

Picture	Name	Chair # - (T) Tucson
	Part #	List
	Functions	Price
	Solve Work Mid-Back ReActive Back	87
	HSLVTMR.Y0.A.H.TI.MOG97.BL.SB.T	List \$731.00
	A,E,J,K,L	Wist \$438.60
	Volt Mesh Back (demo has arms attached)	17
	H5711.GA10.T	List \$485.00
	A,E,F,K,L	Wist \$291.00
	Wave 712 Mid-Back Mesh Back Task	97 (T); 98
	HVL712.MM10	List \$630.00
	A,E,J,K,L,Q	Wist \$378.00

HON DEMO SEATING Adjustment Function Key

- A Pneumatic seat height adjustment**
Regulates height of chair relative to floor.
- B Back height adjustment**
Positions lumbar support within a fixed range.
- C Seat depth adjustment**
Positions chair back relative to seat
- D Seat glide mechanism**
Seat cushion travels forward and back, then locks into position.
- E 360° swivel**
- F Tilt**
Pivot point located directly above center of chair base.
- H Knee tilt**
Pivot point located near front edge of chair. Allows user to keep feet flat on floor while chair reclines.

- J Synchro-tilt**
Back reclines at a 2-to-1 ratio to seat angle. Pivot point located near front edge of chair.
- K Tilt tension**
Controls rate and ease of recline.
- L Tilt lock**
Locks out tilt function when chair is in upright position.
- O Asynchronous control**
High-performance system with 3 levers to modify: angle of back relative to seat; tilt (free float or infinite locking); forward tilt.
- Q Adjustable height**
Provide improved upper-torso support. Can be adjusted periodically to relieve strain and provide variety.
- R Adjustable width arms (patented)**
Quick-adjust design places arms close to body for keyboarding, or out to sides for ease of entry.

- S Height and width adjustable arms**
Controls both height and width of arms for optimum comfort.
- T Loop arms**
Largely specified for aesthetics. Frequently used in management settings.
- W Integral lumbar support**
Easily adjusts to enhance comfort.
- A-C Synchronized tilt**
Back reclines at a 2.5-to-1 ratio to seat angle. Variable lock.
- A-D Slide tilt tension**
Controls rate and ease of recline. Conveniently located on the right side.
- A-E Synchro-tilt w/back angle**
Back reclines at a 2-to-1 ratio to seat angle. Back angle adjusts independently of seat & can be locked in a fixed range.
- B-A All-adjustable arms**
Arms adjust in height, width and depth.